




Club Health Assessment for District U 1 through January 2026

			Status	Membership						Reports				Finance	LCIF	
Club Number	Club Name	Charter Date	Times in Status Quo in Past 2 Years	Current Member Count **	YTD Members Added	YTD Members Dropped	YTD Net Growth% ***	Member Count 1 Year Ago	Dropped Members Avg.Length of Service	Months Since Membership Update	Current Officers Reported ****	Current President Repeated Term	VP Reported *****	Last Date Reported Service (mm/yyyy)	Account Balance	YTD Donations
Clubs less than two years old																
179512	Argenteuil 2.0	11/12/2024	Active	28	0	13	-31.71%	28	1	0	Y	2	N	11/2025		
172398	Laval - Difference	06/20/2024	Active	33	1	3	-5.71%	28	1	2	Y		N	12/2025		\$86.49
Clubs more than two years old																
14743	AMOS	05/12/1971	Active	15	2	0	15.38%	13		1	Y	2		05/2025		
126217	Anjou Pour La Vie	11/18/2015	Active	28	2	3	-3.45%	27	3	1	Y		N	01/2026		\$452.82
	Exc Award (06/30/2023)															
29615	DEUX-MONTAGNES	06/28/1974	Active	37	0	2	-5.13%	37	23	4	Y	9	R	12/2025		\$183.05
14806	GREENFIELD PARK	05/02/1956	Active	10	2	2	0.00%	9	6	0	Y	4		01/2026		
14807	JOLIETTE	05/04/1970	Active	31	0	0	0.00%	33		7	Y	2	R	01/2026		
14746	LA SARRE	11/16/1968	Active	21	0	0	0.00%	22		6	Y		N	12/2024		
14808	LACHUTE	11/20/1934	Active	93	6	4	2.20%	91	23	0	Y		N	01/2026	90+ Days	\$244.91
	Exc Award (06/30/2018, 06/30/2019, 06/30/2023, 06/30/2024)															
34638	LACOLLE	11/17/1977	Active	13	2	2	0.00%	14	25	2	Y	8		01/2026	90+ Days	\$50.23
	Exc Award (06/30/2018)															
14798	LAVAL	06/06/1951	Active	41	2	1	2.50%	39	43	0	Y	2	R	01/2026		\$1,234.58
	Exc Award (06/30/2017, 06/30/2023, 06/30/2024)															
131423	Laval Renaissance	06/22/2017	Active	84	12	0	16.67%	74		2	Y			11/2024		\$556.10
35561	MACAMIC	05/10/1978	Active	18	0	0	0.00%	19		10	Y			12/2025		
154842	Mascouche	06/19/2023	Active	21	0	0	0.00%	23		7	Y		N	03/2025		\$25.27
	Exc Award (06/30/2024)															
44729	MONT LAURIER	03/25/1985	Active(1)	11	0	0	0.00%	11		6	Y	9		04/2025		
137547	Montréal - La Toile D'Entraide du Monde	03/19/2019	Active(3)	2	0	0	0.00%	2		19	Y	4		04/2025		
138728	Montreal - Le Pouvoir	06/26/2019	P- Cancelled(8*)	0	1	8	-100.00%	6	5	1	N	None		11/2025	90+ Days	
156861	Montreal- Affaires Internationales Plus	01/11/2024	Active	7	0	5	-41.67%	13	2	1	Y		R	10/2025		
146494	Montreal- Autism Community	06/09/2021	Active	43	6	3	7.50%	37	2	1	Y	7	R	11/2025		
64291	MONTREAL CEDRES DU LIBAN	05/09/2001	Active	28	0	4	-12.50%	36	10	1	Y		N	01/2026		\$316.24



Club Health Assessment for District U 1 through January 2026

			Status	Membership					Reports				Finance	LCIF		
Club Number	Club Name	Charter Date	Times in Status Quo in Past 2 Years	Current Member Count **	YTD Members Added	YTD Members Dropped	YTD Net Growth% ***	Member Count 1 Year Ago	Dropped Members Avg.Length of Service	Months Since Membership Update	Current Officers Reported ****	Current President Repeated Term	VP Reported *****	Last Date Reported Service (mm/yyyy)	Account Balance	YTD Donations
Exc Award (06/30/2018, 06/30/2023, 06/30/2024)																
14811	MONTREAL CENTRAL	09/14/1922	Active	18	3	0	20.00%	17		0	Y	3	R	10/2025		\$126.38
54689	MONTREAL GREATER CHINESE	06/29/1993	Active(1)	15	3	0	25.00%	13		1	Y	9	R	09/2025		\$101.11
153629	Montreal- Hope for Humanity	02/22/2023	Active(4)	3	3	7	-57.14%	15	3	0	N	5		10/2024	90+ Days	
136732	Montréal Les Griffons du Kebek	11/07/2018	Active(1)	7	4	21	-70.83%	27	4	1	N			02/2025		
37807	MONTREAL VILLERAY-SOURDS	12/17/1979	Active	5	0	1	-16.67%	6	45	2	Y	5		09/2025		
14810	MONTREAL WEST ISLAND	03/25/1958	Active(1)	10	0	1	-9.09%	13	26	2	Y	2	N	10/2025		
14812	MONTREAL WESTWARD	11/02/1953	Active(1)	9	3	7	-30.77%	11	2	1	Y	7	R	11/2025		
14750	NORANDA ROUYN	11/14/1938	Active	4	0	0	0.00%	4		18	Y	13		12/2024		
14814	ORMSTOWN	12/12/1960	Active	30	0	1	-3.23%	33	8	4	Y		N	01/2026		\$1,986.62
Exc Award (06/30/2018, 06/30/2022)																
14815	REPENTIGNY	04/23/1961	Active	25	1	2	-3.85%	28	25	2	Y	2	R	12/2025		
40231	REPENTIGNY LA SEIGNEURIE	07/13/1981	Active	49	10	3	16.67%	42	8	0	Y		N	01/2026		\$36.55
32521	ST EDOUARD	06/15/1976	Active	29	0	1	-3.33%	30	48	3	Y	10		03/2025		
14820	ST JEAN SUR RICHELIEU	04/01/1952	Active	32	2	0	6.67%	30		0	Y	5		12/2025		
99677	ST JEROME	06/20/2007	P- Active	12	3	0	33.33%	12		0	Y			01/2026		\$137.66
14821	ST LAMBERT	12/13/1945	Active	17	0	1	-5.56%	19	16	3	Y	3	R	01/2026		\$252.78
Exc Award (06/30/2023)																
49679	ST LAURENT	06/23/1989	Active	23	4	1	15.00%	15	16	4	Y	2		01/2026		\$25.27
43016	ST MATHIEU	09/19/1983	Active	10	0	0	0.00%	10		13	Y	12		04/2025		\$25.27
33538	ST-ADOLPHE-D'HOWARD	03/31/1977	Active	11	0	1	-8.33%	14	3	1	Y	5		12/2025		
33936	TERREBONNE	05/23/1977	Active	22	2	4	-8.33%	22	10	0	Y		N	01/2026		\$4,936.60
Exc Award (06/30/2022)																
14824	THERESE-DE BLAINVILLE	05/14/1968	Active	27	2	0	8.00%	26		2	Y		R	10/2024		\$43.10
Exc Award (06/30/2017)																
53103	VAL D'OR INC	05/18/1992	Active	32	1	0	3.23%	33		0	Y		N	01/2026		\$1,225.27
14754	VAL D'OR METROPOLITAN	03/07/1966	Active	25	2	1	4.17%	24	2	3	Y		N	01/2026	90+ Days	\$168.98
47386	VERDUN	05/28/1987	Active	35	7	2	16.67%	29	5	1	Y	2	R	01/2026		\$100.67



Club Health Assessment for District U 1 through January 2026

				Status	Membership					Reports				Finance	LCIF	
Club Number	Club Name	Charter Date	Times in Status Quo in Past 2 Years	Current Member Count **	YTD Members Added	YTD Members Dropped	YTD Net Growth% ***	Member Count 1 Year Ago	Dropped Members Avg.Length of Service	Months Since Membership Update	Current Officers Reported ****	Current President Repeated Term	VP Reported *****	Last Date Reported Service (mm/yyyy)	Account Balance	YTD Donations

Clubs Cancelled Previous Fiscal Year – Clubs Cancelled within last 12 months may be reinstated

Club Number	Club Name	Charter Date	Current Status*	Cancellation Date
78662	AMOS FEMMES INC	04/02/2004	Cancelled(6*)	10/29/2024

Current Total Clubs Count	YTD New Clubs Count	YTD Cancelled Clubs Count	YTD Net Club Gain	Current Total Members Count	YTD Add	YTD Drop	YTD Net Growth	YTD Net Growth %	Member Count 12 Months Ago	Average Member Count Per Club	% of Clubs with less than 20 members	% No Officer Report in 12 Months	% of Clubs with balance 90+ days	Number of Clubs in Status Quo	% Status Quo Clubs in Financial Suspension	Number of Cancelled Clubs	Average Cancelled Club Age	Members Lost Due to Cancellation	% of Clubs Cancelled for Non-Financial Reasons
42	0	1	-1	1,014	86	104	-18	-1.74%	1,035	24	45%	0%	10%	0	0%	1	27	8	0%

* - P - Priority Club. Cancellation Reasons: 1-Objectives/conduct, 2-Non-active club, 5-Non-existing club, 6-Disbanding, 7-Merger, 8-Financial Suspension, 9-District/Multiple District Dues.

** Red denotes below 15 active members.

*** Red denotes 20% + loss.

**** Y - all 3 (President, Secretary, Treasurer) club officers reported, N - not all 3 reported.

***** Abbreviation: N-New, IP-Immediate Past, R-Repeat.



Club Health Assessment for District U 2 through January 2026

			Status	Membership						Reports				Finance	LCIF	
Club Number	Club Name	Charter Date	Times in Status Quo in Past 2 Years	Current Member Count **	YTD Members Added	YTD Members Dropped	YTD Net Growth% ***	Member Count 1 Year Ago	Dropped Members Avg.Length of Service	Months Since Membership Update	Current Officers Reported ****	Current President Repeated Term	VP Reported *****	Last Date Reported Service (mm/yyyy)	Account Balance	YTD Donations
Clubs less than two years old																
157525	Québec Beauport	03/21/2024	Active	24	0	0	0.00%	24		21	Y	3	R	01/2026		
191759	Québec Chiens-Guides	12/18/2025	Newly Chartered	21	21	0	100.00%	0		0	Y		N			
Clubs more than two years old																
15005	ALMA	05/01/1963	Active	26	0	0	0.00%	26		8	Y		N	11/2025		
15008	BAIE ST PAUL	06/22/1970	Cancelled(6*)	0	0	3	-100.00%	3	22	3	N	None		12/2020	90+ Days	
37681	BREAKEYVILLE	11/14/1979	Active	10	1	0	11.11%	15		3	Y		N	01/2026		\$101.11
32522	CAP-ROUGE-St-AUGUSTIN	06/21/1976	Active	27	1	2	-3.57%	30	17	2	Y	2		11/2025		\$50.55
Exc Award (06/30/2021)																
14880	CHARLESBOURG	01/30/1967	Active	24	3	3	0.00%	26	21	2	Y		N	01/2026		
14881	CHARNY	11/30/1966	Active	27	5	2	12.50%	23	36	2	Y	5	R	01/2026		
14745	CHIBOUGAMAU	05/22/1973	Active	19	0	0	0.00%	19		10	Y	2	R	05/2025		\$30.00
Exc Award (06/30/2024)																
15012	CHICOUTIMI	04/20/1961	Active	38	0	1	-2.56%	40	5	4	Y	2	N	08/2025		
15013	CLERMONT-LA MALBAIE-PNT AU PIC	04/24/1967	Active	26	4	1	13.04%	23	5	0	Y	2	N	01/2026		
Exc Award (06/30/2017, 06/30/2020)																
41020	DESCHAMBAULT-GRONDINE S	03/01/1982	Active	15	0	1	-6.25%	17	25	2	Y	2	R	01/2026		\$101.02
Exc Award (06/30/2017, 06/30/2023)																
15014	DOLBEAU MISTASSINI	03/24/1971	Active	34	4	3	3.03%	33	10	2	Y		N	10/2025		
Exc Award (06/30/2017)																
15019	JONQUIERE	03/12/1968	Active	19	1	0	5.56%	13		1	Y		N	01/2026		
48999	LA BAIE NORD	11/08/1988	Active	15	0	0	0.00%	15		10	Y	3		01/2025		
14890	LA TUQUE	12/01/1970	Active	48	3	0	6.67%	44		2	Y		N	01/2026		
Exc Award (06/30/2018, 06/30/2025)																
14892	LAURIER-ST FLAVIEN LC	08/23/1972	Active	28	0	0	0.00%	32		3	Y	2	N	01/2026		
Exc Award (06/30/2017)																
138835	Les Amis De L'Arche Chaudieres Appalaches	06/29/2019	Active	29	7	0	31.82%	23		1	Y			01/2026		\$573.48
14894	LEVIS	07/13/1945	Active	58	6	3	5.45%	60	2	1	Y		N	01/2026		\$151.47




Club Health Assessment for District U 2 through January 2026

			Status	Membership						Reports				Finance	LCIF	
Club Number	Club Name	Charter Date	Times in Status Quo in Past 2 Years	Current Member Count **	YTD Members Added	YTD Members Dropped	YTD Net Growth% ***	Member Count 1 Year Ago	Dropped Members Avg.Length of Service	Months Since Membership Update	Current Officers Reported ****	Current President Repeated Term	VP Reported *****	Last Date Reported Service (mm/yyyy)	Account Balance	YTD Donations
Exc Award (06/30/2017)																
14896	MONTMAGNY	11/24/1966	Active	20	0	0	0.00%	20		10	Y	2	R	01/2026		
39412	PONT-ROUGE	02/27/1981	Active	18	1	3	-10.00%	17	18	0	Y		N	01/2026		\$1,603.44
Exc Award (06/30/2017)																
146598	Québec Diabète	06/09/2021	Active	20	2	0	11.11%	20		3	Y	6	R	01/2026		\$106.69
37931	QUEBEC INFLUENCE	01/09/1980	Active	7	0	2	-22.22%	10	25	4	Y	5		12/2025		
85979	QUEBEC LA CITE	03/24/2005	Active	27	4	2	8.00%	26	0	1	Y		N	01/2026		\$550.00
104348	QUEBEC L'ANCIENNE LORETTE	01/13/2009	Active	31	5	4	3.33%	29	11	0	N	4	R	12/2025	90+ Days	
Exc Award (06/30/2017)																
14897	QUEBEC NORD	06/14/1970	Active	21	1	6	-19.23%	25	5	0	Y	3	R	12/2025		\$993.59
Exc Award (06/30/2018)																
42287	ROBERVAL	02/22/1983	Active	12	2	0	20.00%	8		4	Y	2	R	11/2025		
14887	SAINT ROMUALD	12/07/1965	Active	52	4	1	6.12%	43	2	0	Y		N	01/2026		\$1,091.97
Exc Award (06/30/2024, 06/30/2025)																
14906	SHAWINIGAN	05/11/1973	Active	9	1	1	0.00%	8	53	0	Y	13	N	01/2026		\$71.81
14908	SILLERY-STE-FOY-QUEBEC	03/31/1960	Active	39	1	3	-4.88%	39	17	3	Y		N	10/2025		
14901	ST AGAPIT	05/20/1968	Active	33	1	4	-8.33%	34	14	0	Y		N	01/2026		\$176.81
Exc Award (06/30/2025)																
36719	ST APOLLINAIRE	03/09/1979	Active	25	1	1	0.00%	29	6	0	Y		R	01/2026		\$50.51
Exc Award (06/30/2023)																
46640	ST ELZEAR DE BEAUCE	11/17/1986	Active	29	0	0	0.00%	28		6	Y	2	N	01/2026		\$626.61
45777	ST ETIENNE DE LAUZON	02/04/1986	Active	28	2	0	7.69%	25		4	Y	3		01/2026		
15026	ST FELICIEN	04/10/1968	Active	21	0	0	0.00%	21		4	Y		N	10/2025		\$25.24
Exc Award (06/30/2023)																
38051	ST JEAN CHRYSOSTOME	02/19/1980	Active	5	0	0	0.00%	5		4	Y	2	R	01/2026		
14904	STE MARIE	04/10/1967	Active	30	2	0	7.14%	30		0	Y			01/2026		\$304.57
14905	STE-PERPETUE-DE-L'ISL	05/22/1973	Active	25	0	0	0.00%	25		2	Y	6	R	01/2026		\$126.30
Exc Award (06/30/2025)																
38906	TRING-JONCTION, SAINT-FREDERIC, SAINT	09/29/1980	Active	53	4	1	6.00%	52	4	0	Y	2	R	01/2026	90+ Days	\$863.04
14909	TROIS RIVIERES	09/25/1961	Active	12	0	1	-7.69%	12	11	5	Y	2	R	01/2026		



Club Health Assessment for District U 2 through January 2026



Club Number	Club Name	Charter Date	Status	Membership						Reports				Finance	LCIF	
			Times in Status Quo in Past 2 Years	Current Member Count **	YTD Members Added	YTD Members Dropped	YTD Net Growth% ***	Member Count 1 Year Ago	Dropped Members Avg.Length of Service	Months Since Membership Update	Current Officers Reported ****	Current President Repeated Term	VP Reported *****	Last Date Reported Service (mm/yyyy)	Account Balance	YTD Donations
14911	VILLE ST GEORGES Exc Award (06/30/2024)	01/17/1963	Active	40	3	1	5.26%	38	1	1	Y	2	R	01/2026		\$75.79

Clubs Cancelled Previous Fiscal Year – Clubs Cancelled within last 12 months may be reinstated

Club Number	Club Name	Charter Date	Current Status*	Cancellation Date
43625	ST RAYMOND	03/12/1984	Cancelled(6*)	09/29/2024

Current Total Clubs Count	YTD New Clubs Count	YTD Cancelled Clubs Count	YTD Net Club Gain	Current Total Members Count	YTD Add	YTD Drop	YTD Net Growth	YTD Net Growth %	Member Count 12 Months Ago	Average Member Count Per Club	% of Clubs with less than 20 members	% No Officer Report in 12 Months	% of Clubs with balance 90+ days	Number of Clubs in Status Quo	% Status Quo Clubs in Financial Suspension	Number of Cancelled Clubs	Average Cancelled Club Age	Members Lost Due to Cancellation	% of Clubs Cancelled for Non-Financial Reasons
40	1	1	0	1,045	90	49	41	4.08%	1,010	26	28%	0%	5%	0	0%	1	96	3	100%

* - P - Priority Club. Cancellation Reasons: 1-Objectives/conduct, 2-Non-active club, 5-Non-existing club, 6-Disbanding, 7-Merger, 8-Financial Suspension, 9-District/Multiple District Dues.

** Red denotes below 15 active members.

*** Red denotes 20% + loss.

**** Y - all 3 (President, Secretary, Treasurer) club officers reported, N - not all 3 reported.

***** Abbreviation: N-New, IP-Immediate Past, R-Repeat.




Club Health Assessment for District U 3 through January 2026

			Status	Membership						Reports				Finance	LCIF	
Club Number	Club Name	Charter Date	Times in Status Quo in Past 2 Years	Current Member Count **	YTD Members Added	YTD Members Dropped	YTD Net Growth% ***	Member Count 1 Year Ago	Dropped Members Avg.Length of Service	Months Since Membership Update	Current Officers Reported ****	Current President Repeated Term	VP Reported *****	Last Date Reported Service (mm/yyyy)	Account Balance	YTD Donations
Clubs less than two years old																
158047	Gaspésie Une main pour l'autisme	04/26/2024	Active	21	0	0	0.00%	19		0	Y	3	R	12/2025		
Clubs more than two years old																
15006	AMQUI Exc Award (06/30/2018)	10/27/1966	Active	46	1	1	0.00%	45	8	1	Y		N	01/2026		\$79.09
15007	BAIE COMEAU	03/25/1961	Active	44	0	0	0.00%	41		1	Y		N	01/2026		\$1,398.30
41485	BIC Exc Award (06/30/2020)	06/30/1982	Active	19	2	2	0.00%	19	34	1	Y		IP	01/2026		\$25.24
35059	CAP D'ESPOIR Exc Award (06/30/2018)	02/21/1978	Active	8	0	0	0.00%	8		21	Y		N	01/2026		\$25.24
15010	CARLETON Exc Award (06/30/2021)	10/21/1968	Active	14	0	1	-6.67%	15	10	3	Y	6		01/2026		\$97.08
15011	CHANDLER	01/20/1965	Active	20	3	1	11.11%	18	3	0	Y	8	R	12/2025		
15027	DEGELIS	12/11/1967	Active	23	0	0	0.00%	23		9	Y	2	R	01/2026		
43232	ESCOUMINS-BERGERONNES	12/06/1983	Active	19	0	1	-5.00%	20	20	1	Y			01/2026		
15016	GASPE Exc Award (06/30/2023)	01/23/1974	Active	23	5	0	27.78%	21		3	Y	2	N	11/2025		
15017	GRANDE RIVIERE	03/21/1968	Active	5	0	0	0.00%	5		6	Y	9	N	12/2025		
30469	GRANDE VALLEE	03/28/1975	Active	23	3	0	15.00%	22		4	Y		N	01/2026		
35060	HAVRE ST PIERRE	02/21/1978	Active	28	0	1	-3.45%	31	1	2	Y		N	01/2026		
15020	LA POCATIERE	06/29/1966	Active	18	0	1	-5.26%	19	1	1	Y		N	01/2026		
106561	LONGUE RIVE PORTNEUF FORESTVILLE	10/15/2009	Active	27	0	0	0.00%	25		0	Y	3	N	12/2025		
15021	MATANE Exc Award (06/30/2018, 06/30/2019, 06/30/2023)	11/08/1966	Active	33	1	3	-5.71%	37	10	3	Y			01/2026		\$94.03
54229	MATANE D'AMOURS Exc Award (06/30/2018)	03/15/1993	Active	23	2	1	4.55%	21	7	2	Y		N	01/2026		\$28.74
15022	MONT JOLI	01/28/1965	Active	25	5	1	19.05%	20	22	0	Y	2	N	01/2026		
40755	MONT LOUIS	01/27/1982	Active	12	1	1	0.00%	12	42	0	Y		N	01/2026		



Club Health Assessment for District U 3 through January 2026

			Status	Membership						Reports				Finance	LCIF	
Club Number	Club Name	Charter Date	Times in Status Quo in Past 2 Years	Current Member Count **	YTD Members Added	YTD Members Dropped	YTD Net Growth% ***	Member Count 1 Year Ago	Dropped Members Avg.Length of Service	Months Since Membership Update	Current Officers Reported ****	Current President Repeated Term	VP Reported *****	Last Date Reported Service (mm/yyyy)	Account Balance	YTD Donations
Exc Award (06/30/2023)																
39154	MONT-CARMEL KAM	12/15/1980	Active	14	0	0	0.00%	14		7	Y		N	01/2026		
Exc Award (06/30/2018, 06/30/2022)																
40197	MURDOCHVILLE	06/30/1981	Active	22	1	2	-4.35%	21	1	2	Y		N	01/2026	90+ Days	\$50.55
Exc Award (06/30/2024)																
55498	PABOS LA SEIGNEURIE	04/05/1994	Active(1)	4	0	1	-20.00%	5	16	5	Y	5		01/2026		
84450	PASPEBIAC	11/24/2004	Active	8	2	0	33.33%	7		1	Y	2	R	01/2026		
15023	PORT CARTIER	09/26/1962	Active	16	0	1	-5.88%	19	14	1	N	None	R	10/2025		
15024	RIMOUSKI	04/05/1961	Active	24	0	0	0.00%	24		9	Y	2	N	01/2026		
Exc Award (06/30/2019, 06/30/2023)																
15025	RIVIERE DU LOUP	06/17/1965	Active	34	1	2	-2.86%	34	7	2	Y			01/2026		
Exc Award (06/30/2018)																
36451	RIVIERE-AU-RENARD	01/15/1979	Active	27	2	1	3.85%	27	3	0	Y		N	01/2026		\$106.46
Exc Award (06/30/2018, 06/30/2019)																
35180	RIVIERE-OUELLE ST PACOME	03/15/1978	Active	20	0	0	0.00%	20		4	Y		N	06/2025		
15030	SEPT ILES	08/12/1952	Active	35	5	0	16.67%	29		0	Y	2	R	01/2026		
41021	ST ANACLET DE LESSARD	03/26/1982	Active	38	2	2	0.00%	37	10	0	Y		N	01/2026		\$201.10
Exc Award (06/30/2017, 06/30/2018, 06/30/2020, 06/30/2023)																
13816	ST PIERRE MIQUELON	09/07/1953	Active	26	0	2	-7.14%	31	55	4	Y	2	R	12/2025		
52987	ST PIERRE-MIQUELON AVENIR L C	04/28/1992	Active	35	0	3	-7.89%	33	7	0	Y		R	01/2026		\$1,022.71
Exc Award (06/30/2024, 06/30/2025)																
40012	STE-BLANDINE	06/02/1981	Active	18	0	0	0.00%	16		10	Y		N	01/2026		
Exc Award (06/30/2019, 06/30/2023)																
30776	ST-GABRIEL	05/06/1975	Active	18	0	0	0.00%	17		1	Y		R	01/2026		
Exc Award (06/30/2018, 06/30/2019)																
37156	ST-PASCAL	05/25/1979	Active	24	2	0	9.09%	23		3	Y		N	12/2025		
Exc Award (06/30/2023, 06/30/2024)																



Club Health Assessment for District U 3 through January 2026

INTERNATIONAL

						Status		Membership					Reports				Finance		LCIF
						Times in Status Quo in Past 2 Years		Current Member Count **	YTD Members Added	YTD Members Dropped	YTD Net Growth***	Member Count 1 Year Ago	Dropped Members Avg.Length of Service	Months Since Membership Update	Current Officers Reported ****	Current President Repeated Term	VP Reported *****	Last Date Reported Service (mm/yyyy)	Account Balance
Club Number	Club Name		Charter Date																
Current Total Clubs Count	YTD New Clubs Count	YTD Cancelled Clubs Count	YTD Net Club Gain	Current Total Members Count	YTD Add	YTD Drop	YTD Net Growth	YTD Net Growth %	Member Count 12 Months Ago	Average Member Count Per Club	% of Clubs with less than 20 members	% No Officer Report in 12 Months	% of Clubs with balance 90+ days	Number of Clubs in Status Quo	% Status Quo Clubs in Financial Suspension	Number of Cancelled Clubs	Average Cancelled Club Age	Members Lost Due to Cancellation	% of Clubs Cancelled for Non-Financial Reasons
35	0	0	0	794	38	28	10	1.28%	778	23	37%	0%	3%	0	0%	0	0	0	0%

* - P - Priority Club. Cancellation Reasons: 1-Objectives/conduct, 2-Non-active club, 5-Non-existing club, 6-Disbanding, 7-Merger, 8-Financial Suspension, 9-District/Multiple District Dues.

** Red denotes below 15 active members.

*** Red denotes 20% + loss.

**** Y - all 3 (President, Secretary, Treasurer) club officers reported, N - not all 3 reported.

***** Abbreviation: N-New, IP-Immediate Past, R-Repeat.



Club Health Assessment for District U 4 through January 2026

			Status	Membership						Reports				Finance	LCIF	
Club Number	Club Name	Charter Date	Times in Status Quo in Past 2 Years	Current Member Count **	YTD Members Added	YTD Members Dropped	YTD Net Growth% ***	Member Count 1 Year Ago	Dropped Members Avg.Length of Service	Months Since Membership Update	Current Officers Reported ****	Current President Repeated Term	VP Reported *****	Last Date Reported Service (mm/yyyy)	Account Balance	YTD Donations
Clubs more than two years old																
14877	ACTON VALE	07/19/1956	Active	30	1	4	-9.09%	34	22	1	Y		N	01/2026		\$86.62
	Exc Award (06/30/2017)															
14879	BEAURIVAGE	10/03/1973	Active	3	0	2	-40.00%	5	12	6	Y	5		02/2024		
14801	BOUCHERVILLE	01/26/1961	Active	12	0	0	0.00%	12		9	Y	6		11/2025		\$370.92
36322	BROUGHTON L C	12/07/1978	Active	14	0	0	0.00%	15		8	Y	4	N	12/2025		
14882	COATICOOK	09/29/1941	Active(1)	36	2	0	5.88%	36		0	Y		N	01/2026		\$1,464.38
38050	COMPTON	02/08/1980	Active	26	0	0	0.00%	30		7	Y	2	R	01/2026		
53036	COOKSHIRE-EATON	05/01/1992	Active	11	0	1	-8.33%	12	6	0	Y		N	09/2025		
14883	COWANSVILLE	09/11/1945	Active	29	3	1	7.41%	27	0	0	Y	2		10/2025		\$259.68
14885	DRUMMONDVILLE	02/15/1961	Active	28	3	1	7.69%	27	22	1	Y		N	05/2025		\$507.31
97415	EAST ANGUS	06/28/2006	Active	22	2	0	10.00%	20		0	Y	7	R	12/2025		
116365	EASTMAN - MEMPHRE OUEST	04/04/2012	Active	9	0	0	0.00%	10		5	Y	2	R	03/2025		\$50.55
43875	GRANBY	05/07/1984	Active	24	2	1	4.35%	29	1	0	Y	2	N	01/2026		\$32.67
	Exc Award (06/30/2019, 06/30/2023)															
32363	HAM-NORD	06/09/1976	Active	30	0	0	0.00%	24		11	Y		R	10/2025		
	Exc Award (06/30/2024)															
14889	KNOWLTON	03/19/1956	Active	29	4	0	16.00%	23		0	Y	2	R	01/2026		
	Exc Award (06/30/2017, 06/30/2020)															
36575	LAC DROLET	02/09/1979	Active	18	0	0	0.00%	21		2	Y		N	01/2026		\$50.51
	Exc Award (06/30/2018)															
14891	LAC MEGANTIC	10/14/1954	Active	28	1	0	3.70%	29		0	Y	2	R	03/2025		\$357.73
30048	LEEDS	12/26/1974	Active	10	0	1	-9.09%	10	3	0	Y		N	01/2026		
102073	NOTRE DAME DES BOIS	05/20/2008	Active	19	4	5	-5.00%	21	26	0	Y		N	01/2026		\$10.77
	Exc Award (06/30/2023)															
37225	PLESSISVILLE	06/18/1979	Active(1)	9	0	1	-10.00%	10	3	2	Y		N	12/2025		
40517	PRINCEVILLE	11/09/1981	Active	11	0	1	-8.33%	12	2	3	Y		R	03/2025		\$365.00
14900	RICHMOND MELBOURNE	03/03/1966	Active	13	0	0	0.00%	13		4	Y	2	R	07/2025		
14907	SHERBROOKE	10/30/1940	Active	19	5	3	11.76%	18	9	0	Y		R	09/2025		\$179.82



Club Health Assessment for District U 4 through January 2026

			Status	Membership						Reports				Finance	LCIF	
Club Number	Club Name	Charter Date	Times in Status Quo in Past 2 Years	Current Member Count **	YTD Members Added	YTD Members Dropped	YTD Net Growth% ***	Member Count 1 Year Ago	Dropped Members Avg.Length of Service	Months Since Membership Update	Current Officers Reported ****	Current President Repeated Term	VP Reported *****	Last Date Reported Service (mm/yyyy)	Account Balance	YTD Donations
14817	ST BRUNO DE MONTARVLE	06/19/1968	Active	5	0	0	0.00%	5		21	Y	14		03/2025	90+ Days	
14818	ST HYACINTHE	02/12/1959	Active	2	0	0	0.00%	2		16	Y	11		06/2025		
Exc Award (06/30/2017)																
32733	ST ROMAIN	09/27/1976	Active(1)	9	0	1	-10.00%	8	13	2	N			09/2025		
36211	ST SYLVESTRE	11/07/1978	Active	17	2	1	6.25%	16	11	0	Y		N	01/2026		
Exc Award (06/30/2023)																
47576	STE JULIE DE VERCHERES	06/29/1987	Active	15	1	2	-6.25%	17	9	4	Y	4	N	12/2025		
37808	STORNOWAY	12/28/1979	Active	23	0	0	0.00%	23		3	Y	2	R	01/2026		
51829	ST-SEBASTIEN	06/28/1991	Active	8	0	0	0.00%	8		10	Y	2	R	06/2025		\$157.00
42412	THETFORD-MINES	03/17/1983	Cancelled(6*)	0	0	0	0.00%	4		7	N	None		02/2025		
14913	WARWICK	06/04/1969	Active	38	2	3	-2.56%	39	23	1	Y	2	N	01/2026		\$824.17

Clubs Cancelled Previous Fiscal Year – Clubs Cancelled within last 12 months may be reinstated

Club Number	Club Name	Charter Date	Current Status*	Cancellation Date
14914	WEEDON	12/26/1973	Cancelled(6*)	10/29/2024

Current Total Clubs Count	YTD New Clubs Count	YTD Cancelled Clubs Count	YTD Net Club Gain	Current Total Members Count	YTD Add	YTD Drop	YTD Net Growth	YTD Net Growth %	Member Count 12 Months Ago	Average Member Count Per Club	% of Clubs with less than 20 members	% No Officer Report in 12 Months	% of Clubs with balance 90+ days	Number of Clubs in Status Quo	% Status Quo Clubs in Financial Suspension	Number of Cancelled Clubs	Average Cancelled Club Age	Members Lost Due to Cancellation	% of Clubs Cancelled for Non-Financial Reasons
30	0	1	-1	547	32	28	4	0.74%	560	18	60%	0%	3%	0	0%	1	93	0	100%

* - P - Priority Club. Cancellation Reasons: 1-Objectives/conduct, 2-Non-active club, 5-Non-existing club, 6-Disbanding, 7-Merger, 8-Financial Suspension, 9-District/Multiple District Dues.

** Red denotes below 15 active members.

*** Red denotes 20% + loss.

**** Y - all 3 (President, Secretary, Treasurer) club officers reported, N - not all 3 reported.

***** Abbreviation: N-New, IP-Immediate Past, R-Repeat.